

4" - KEVLAR CONE DRIVER - 100 mm

CLASSIC SERIES

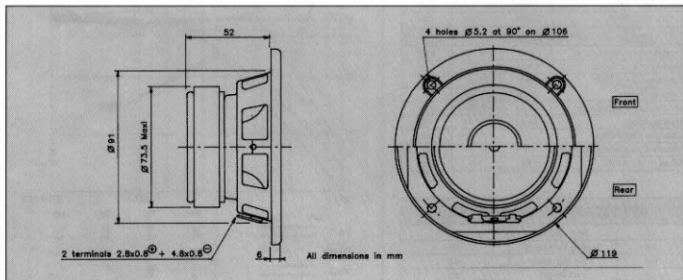
Black woven kevlar cone
High loss rubber suspension
Large magnet (240 g)
Low resonance (58 Hz)
High temperature voice coil
Stamped steel chassis

Cône kevlar noir
Suspension caoutchouc
Ferrite largement dimensionnée (72 mm)
Fréquence de résonance basse (58 Hz)
Bobine haute température
Châssis acier embouti



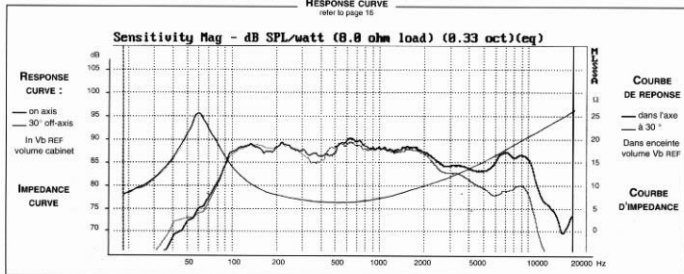
Ideally suited for high end systems, this 4" bass midrange features a black woven kevlar cone coupled to a high loss rubber suspension. A large magnet, high temperature voice coil and low free air resonance contribute to the clarity, transient response and excellent musical tonality produced by this driver. The "Suggested applications" charts indicate various driver loads, included the box alignment used to measure the response curve (Vb REF). The response curves shown on the diagram indicate the predicted low end response of the driver in the suggested box volume (Vb) with suggested port (Dp-Lp).

Ce haut-parleur de 100 mm, utilisable en boomer-médium ou médium est équipé d'un cône en kevlar noir et d'une suspension caoutchouc. Son système magnétique largement dimensionné, sa fréquence de résonance basse et l'extrême résistance de son cône lui confèrent les qualités musicales - dynamique, haute définition, clarté - pour l'utilisation en enceintes haut de gamme. Le tableau "Suggested applications" indique différents types de charge dont celui utilisé pour la mesure de la courbe de réponse (Vb REF). Les courbes publiées correspondent à la réponse dans le grave pour un volume (Vb) et une dimension d'évent donnée (Vp-Lp).



RESPONSE CURVE

refer to page 15



SPECIFICATIONS

Technical Characteristics Symbol Value Units
PRIMARY APPLICATION

Nominal Impedance	Z	8	Ω
Resonance Frequency	Fs	58	Hz
Nominal Power Handling	P	30	W
Sensitivity	E	88	dB

VOICE COIL

Voice coil diameter	\varnothing	25	mm
Minimum Impedance	Zmin	7	Ω
DC Resistance	Re	5,9	Ω
Voice Coil Inductance	Lbm	0,34	mH
Voice coil Length	h	10	mm
Former	-	Aluminium	-
Number of layers	n	2	-

MAGNET

Magnet dimensions	\varnothing x h	72 x 15	mm
Magnet weight	m	0,24	kg
Flux density	B	1	T
Force factor	BL	4,83	NA ²
Height of magnetic gap	He	4	mm
Stray flux	Fmag	-	Am ²
Linear excursion	Xmax	± 3	mm

PARAMETERS

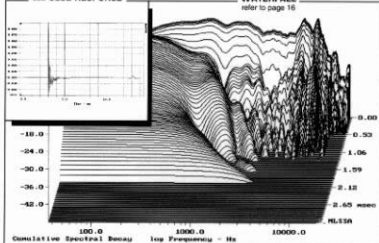
Suspension Compliance	Cms	$1,43 \cdot 10^{-3}$	mN ⁻¹
Mechanical Q Factor	Qms	2,15	-
Electrical Q Factor	Qes	0,48	-
Total Q Factor	Qts	0,40	-
Mechanical Resistance	Rms	0,89	kg s ⁻¹
Moving Mass	Mms	$5,23 \cdot 10^{-3}$	kg
Effective Piston Area	S	$0,5 \cdot 10^{-3}$	m ²
Volume Equivalent of Air at Cas	Vas	$5,21 \cdot 10^{-3}$	m ³
Mass of speaker	M	0,6	kg

APPLICATION PARAMETERS

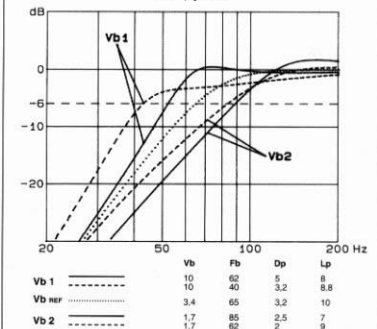
Vb	Box volume	dm ³
Fb	Tuning frequency	Hz
Dp	Port diameter	cm
Lp	Port length	cm

IMPULSE RESPONSE
WATERFALL

refer to page 16


SUGGESTED APPLICATIONS

refer to page 6 to 13



Please refer to method of measurement and measurement conditions pages 15 to 19.

Audax may, without prior notification modify the specifications on its products further to research and development requirements.