

5¹/₄" - PAPER CONE DRIVER - 130 mm

CLASSIC SERIES

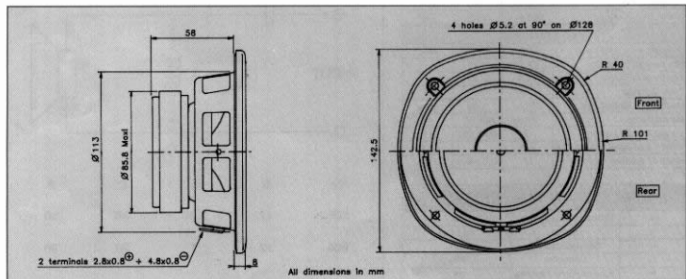
High loss-High compliance rubber surround
 Critically damped paper cone
 Stamped steel chassis
 High temperature voice coil
 Aluminium voice coil former
 Extended bass response (Fs : 61Hz)

Suspension caoutchouc amortissant h^o compliance
 Cone papier traité amortissant
 Chassis acier embouti
 Bobine haute température
 Support bobine aluminium
 Réponse étendue dans le grave (Fs : 61Hz)



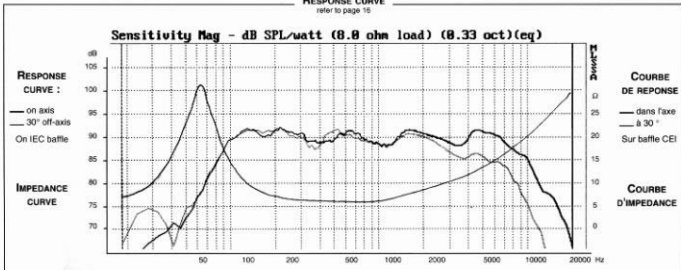
Designed for high-end compact 2 way systems, this 5¹/₄" bass-midrange driver features a state of the art curvilinear paper cone, wich is critically damped and coupled to a high loss rubber surround. Special consideration has been taken to ensure a smooth response, natural roll-off. A newly designed cosmetic ring helps to reduce edge diffraction. The high temperature, 1° voice coil, wound onto aluminium former, ensures excellent power handling. The "Suggested applications" charts indicate various driver loads. The response curves shown on the diagram indicate the predicted low end response of the driver in the suggested box volume (Vb) with suggested port (Dp-Lp).

Ce grave-médium de 130 mm est destiné à des systèmes compacts haut de gamme 2 voies. Il est doté d'un cône en papier traité à profil curviligne associé à une suspension caoutchouc amortissant haute compliance. Un soin particulier a été apporté à cet ensemble afin d'assurer une réponse en fréquence linéaire ainsi qu'une coupure haute naturelle. Une nouvelle esthétique est également proposée par la présence d'une couronne décorative. La bobine haute température sur support aluminium autorise une puissance admissible importante. Le tableau "Suggested applications" indique différents types de charge. Les courbes publiées correspondent à la réponse dans le grave pour un volume (Vb) et une dimension d'évent donnée (Vp-Lp).



RESPONSE CURVE

refer to page 15



SPECIFICATIONS

Technical Characteristics

Symbol	Value	Units
--------	-------	-------

PRIMARY APPLICATION

Nominal Impedance	Z	8	Ω
Resonance Frequency	Fs	61	Hz
Nominal Power Handling	P	40	W
Sensitivity	E	90	dB

VOICE COIL

Voice coil diameter	O	25	mm
Minimum Impedance	Zmin	6,4	Ω
DC Resistance	Re	6,3	Ω
Voice Coil Inductance	Lbm	0,37	mH
Voice coil Length	h	12,5	mm
Former	-	Aluminium	-
Number of layers	n	2	-

MAGNET

Magnet dimensions	O x h	84x15	mm
Magnet weight	m	0,345	kg
Flux density	B	1,1	T
Force factor	BL	6	NA ²
Height of magnetic gap	He	5	mm
Stray flux	Fmag	-	Am ²
Linear excursion	Xmax	±3,75	mm

PARAMETERS

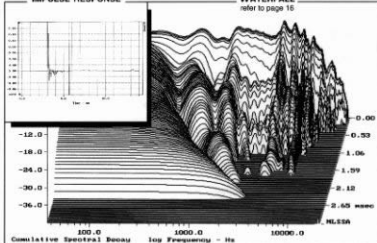
Suspension Compliance	Cms	0,91.10 ⁻³	mN ⁻¹
Mechanical Q Factor	Qms	2,28	-
Electrical Q Factor	Qes	0,50	-
Total Q Factor	Qts	0,41	-
Mechanical Resistance	Rms	1,27	kg s ⁻²
Moving Mass	Mms	7,54.10 ⁻³	kg
Effective Piston Area	S	0,85.10 ⁻¹	m ²
Volume Equivalent of Air at Cas	Vas	9,18.10 ¹	m ³
Mass of speaker	M	0,91	kg

APPLICATION PARAMETERS

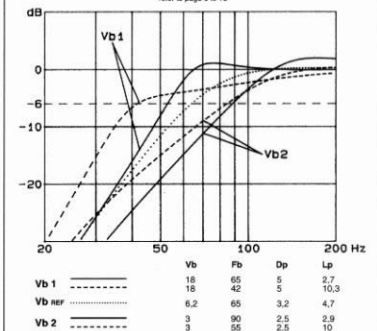
Vb	Box volume	dm ³
Fb	Tuning frequency	Hz
Dp	Port diameter	cm
Lp	Port length	cm

IMPULSE RESPONSE
WATERFALL

refer to page 15


SUGGESTED APPLICATIONS

refer to page 8 to 13



Please refer to method of measurement and measurement conditions pages 15 to 19.

Audax may, without prior notification modify the specifications on its products further to research and development requirements.