


1" - SOFT DOME - 25 mm

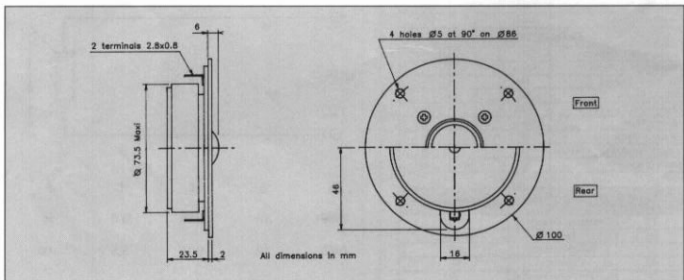
"Catenary" profile
 Extended frequency response
 Replaceable voice coil assembly
 1" impregnated textile dome
 Solid aluminium face plate
 Good efficiency - 90 dB/W/m
 Ferrofluid cooled voice coil

Dôme profil "chaînette"
 Bande passante exceptionnelle
 Equipage mobile interchangeable
 Dôme 25 mm textile
 Face aluminium massif
 Bon rendement - 90 dB/W/m
 Bobine refroidie par ferrofluide



The "catenary" profile on our textile diaphragm provides maximum stiffness at the tip of the dome. The moving mass performs more like a perfect piston with no out of phase break up at the tip. The results are clear, smooth and transparent sound reproduction with high efficiency from 2 kHz to 20 kHz ± 2 dB and high power handling capacity of 70 Wrms. Easily coupled with 2nd order crossover as shown Fig 1. Two crossover points are suggested for adequate power handling.

Le profil "chaînette" de ce dôme textile procure une rigidité maximale au sommet du dôme. L'ensemble mobile a donc un comportement proche du piston parfait, sans génération de modes parasites. Il en résulte une reproduction sonore claire, délicate et transparente. Le rendement est de 90 dB de 4 kHz à 20 kHz ± 2 dB, la tenue en puissance importante (70 W rms). Il peut être filtré au second ordre (12 dB/Oct) selon le schéma Fig 1. Deux fréquences de coupure sont proposées afin d'obtenir la tenue en puissance adéquate.

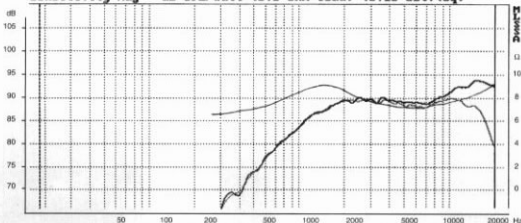


RESPONSE CURVE

refer to page 16

Sensitivity Mag - dB SPL/watt (8.0 ohm load) (8.16 oct)(eq)
RESPONSE CURVE :

 — on axis
 — 30° off-axis
 On IEC baffle

IMPEDANCE CURVE

COURBE DE REPONSE

 — dans l'axe
 — à 30°
 Sur baffle CEI

COURBE D'IMPEDANCE
SPECIFICATIONS

Technical Characteristics	Symbol	Value	Units
---------------------------	--------	-------	-------

PRIMARY APPLICATION

Nominal Impedance	Z	8	Ω
Resonance Frequency	Fs	1200	Hz
Nominal Power Handling	P	70	W
Sensitivity	E	90	dB

VOICE COIL

Voice coil diameter	∅	25	mm
Minimum Impedance	Zmin	7	Ω
DC Resistance	Re	5,8	Ω
Voice Coil Inductance	Lbm	13	μH
Voice coil Length	h	1,6	mm
Former	-	Aluminium	-
Number of layers	n	2	-

MAGNET

Magnet dimensions	∅ x h	72 x 15	mm
Magnet weight	m	0,24	kg
Flux density	B	1,6	T
Force factor	BL	3,1	NA'
Height of magnetic gap	He	3	mm
Stray flux	Fmag	110	Am'
Linear excursion	Xmax	±0,3	mm

PARAMETERS

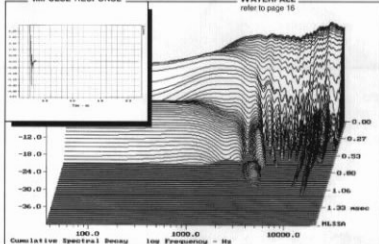
Suspension Compliance	Cms	-	mN ⁻¹
Mechanical Q Factor	Qms	-	-
Electrical Q Factor	Qes	-	-
Total Q Factor	Qts	-	-
Mechanical Resistance	Rms	-	kg s ⁻¹
Moving Mass	Mrms	0,29.10 ⁻²	kg
Effective Piston Area	S	6,2.10 ⁻⁴	m ²
Volume Equivalent of Air at Cas	Vas	-	m ³
Mass of speaker	M	0,46	kg

APPLICATION PARAMETERS

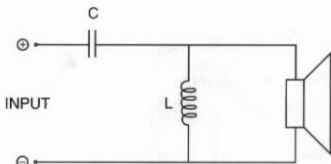
Fc	Crossover Frequency	Hz
S	Slope	dB / Oct.
L	Self-inductance	mH
C	Capacitor	μF
P	Nominal Power Handling	W

IMPULSE RESPONSE
WATERFALL

refer to page 16


SUGGESTED APPLICATIONS

refer to page 8 to 13



Fc	S	L	C	P
2500	12	0,36	6,6	70
4000	12	0,15	5,5	120

Please refer to method of measurement and measurement conditions pages 15 to 19.

Audax may, without prior notification modify the specifications on its products further to research and development requirements.