


TEXTILE DOME - 1" - 25 mm4 Ω **CAR LINE**

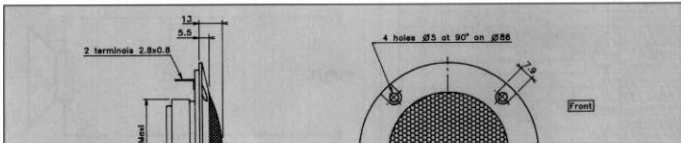
"Catenary" profile
 Replaceable voice coil assembly
 1" impregnated textile dome
 Injected polymer face plate
 reinforced glass fiber
 High efficiency - 92 dB / W / m
 Ferrofluid cooled voice coil
 Built in protection grill
 Hi Fi automotive application

Dôme profil "chainette"
 Equipage mobile interchangeable
 Dôme 25 mm textile
 Face polymère injectée
 renforcée fibre de verre
 Haut rendement - 92 dB / W / m
 Bobine refroidie par ferrofluide
 Grille de protection intégrée
 Application Hi Fi automobile



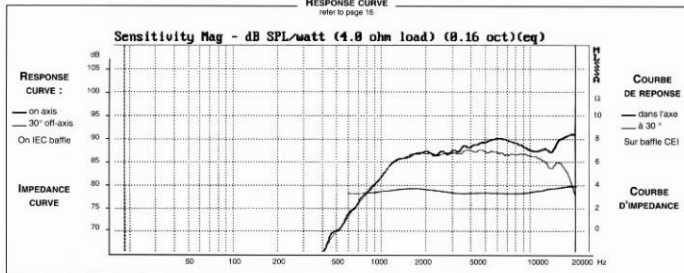
The "catenary" profile on our textile diaphragm provides maximum stiffness at the tip of the dome. The moving mass performs more like a perfect piston with no out of phase break up at the tip. The results are clear, smooth and transparent sound reproduction with high efficiency from 4 kHz to 20 kHz ± 2 dB and high power handling capacity of 70 Wrms. The carefully designed face plate coupled with this optimized dome provides exceptional linearity. Easily coupled with 2nd order crossover as shown Fig 1. Two crossover points are suggested for adequate power handling. Specially designed for use in Hi Fi systems in the automotive environment, a fine mesh grill protects the dome.

Le profil "chainette" de ce dôme textile procure une rigidité maximale au sommet du dôme. L'ensemble mobile a donc un comportement proche du piston parfait, sans génération de modes parasites. Il en résulte une reproduction sonore claire, délicate et transparente. Le rendement est élevé (92 dB de 4 kHz à 20 kHz ± 2 dB), la tenue en puissance confortable (70 W rms). Ce dôme "chainette" associé à une face soigneusement étudiée permet d'obtenir une réponse d'une linéarité exceptionnelle. Il peut être filtré au second ordre (12 dB/Oct) selon le schéma Fig 1. Deux fréquences de coupure sont proposées afin d'obtenir la tenue en puissance adéquate. Sa configuration le destine plus particulièrement à un environnement automobile, une grille à mailles fines protège le dôme.



RESPONSE CURVE

refer to page 15



SPECIFICATIONS

Technical Characteristics	Symbol	Value	Units
---------------------------	--------	-------	-------

PRIMARY APPLICATION

Nominal Impedance	Z	4	Ω
Resonance Frequency	Fs	1200	Hz
Nominal Power Handling	P	85	W
Sensitivity	E	87	dB

VOICE COIL

Voice coil diameter	\varnothing	25	mm
Minimum Impedance	Zmin	3,3	Ω
DC Resistance	Re	3,3	Ω
Voice Coil Inductance	Lbm	3,6	μ H
Voice coil Length	h	2	mm
Former	-	Aluminium	-
Number of layers	n	2	-

MAGNET

Magnet dimensions	\varnothing x h	60 X 10	mm
Magnet weight	m	0,104	kg
Flux density	B	1,2	T
Force factor	BL	2	NA ⁻¹
Height of magnetic gap	He	3	mm
Stray flux	Fmag	43	Am ⁻¹
Linear excursion	Xmax	$\pm 0,3$	mm

PARAMETERS

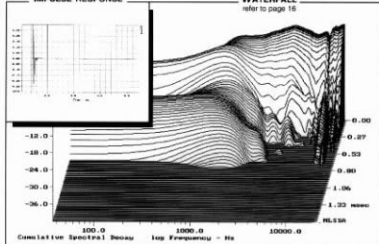
Suspension Compliance	Cms	-	mN ⁻¹
Mechanical Q Factor	Qms	-	-
Electrical Q Factor	Qes	-	-
Total Q Factor	Qts	-	-
Mechanical Resistance	Rms	-	kg s ⁻¹
Moving Mass	Mms	$0,29 \cdot 10^{-3}$	kg
Effective Piston Area	S	$6,2 \cdot 10^{-4}$	m ²
Volume Equivalent of Air at Cas	Vas	$48,3 \cdot 10^{-3}$	m ³
Mass of speaker	M	0,25	kg

APPLICATION PARAMETERS

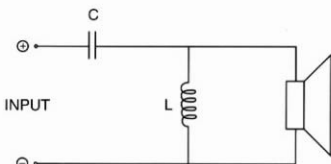
Fc	Crossover Frequency	Hz
S	Slope	dB / Oct.
L	Self-inductance	mH
C	Capacitor	μ F
P	Nominal Power Handling	W

IMPULSE RESPONSE
WATERFALL

refer to page 16


SUGGESTED APPLICATIONS

refer to page 8 to 13



Fc	S	L	C	P
3500	12	0,15	8	75
5000	12	0,12	5,5	110