


6"X 9" - ELLIPTICAL FIBERGLASS CONE DRIVER - 160 x 240 mm

4 Ω

CAR LINE

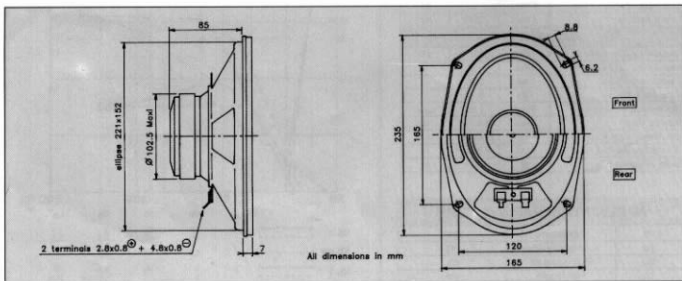
Hi Fi automotive application
 Extended bass response
 Woven fiberglass cone
 High loss rubber surround
 Linear frequency response
 Elliptical stamped steel chassis

Application Hi Fi automobile
 Réponse étendue dans le grave
 Cône fibre de verre tissée
 Suspension caoutchouc amortissant
 Courbe de réponse linéaire
 Châssis elliptique acier embouti



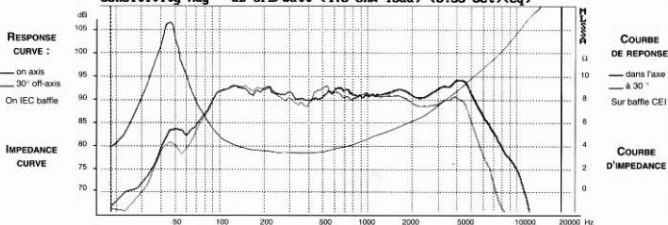
This elliptical 6" x 9" Bass-Midrange driver has been designed for Hi Fi automotive application (4 Ω). A woven fiberglass cone coupled with a high loss rubber surround combine excellent sonic qualities and long term reliability in automotive environment. It offers a largemagnet for high efficiency and high temperature voice coil for good power handling. The "suggested applications" charts indicate various driver loads. The response curves shown on the diagram indicate the predicted low end response of the driver in the suggested box volume (Vb) with suggested port (Dp-Lp).

Ce Boomer-Médium elliptique de 160 x 240 mm est particulièrement destiné à des applications Hi Fi automobile (4Ω). Sa membrane en fibre de verre tissée associée à une suspension en toile caoutchoutée offre d'excellentes qualités sonores ainsi qu'une fiabilité exceptionnelle dans un environnement automobile. Une structure magnétique largement dimensionnée lui procure un rendement élevé et une bobine haute température, sa bonne tenue en puissance. Le tableau "Suggested applications" indique différents types de charge. Les courbes publiées correspondent à la réponse dans le grave pour un volume (Vb) et une dimension d'évent donnée (Dp-Lp).



RESPONSE CURVE

refer to page 15

Sensitivity Mag - dB SPL/watt (4.0 ohm load) (0.33 oct)(eq)

COURBE DE REPOSE

 — dans l'axe
 — à 30°
 Sur baffle CEI

COURBE D'IMPEDANCE
SPECIFICATIONS

Technical Characteristics	Symbol	Value	Units
---------------------------	--------	-------	-------

PRIMARY APPLICATION

Nominal Impedance	Z	4	Ω
Resonance Frequency	Fs	45	Hz
Nominal Power Handling	P	60	W
Sensitivity	E	92	dB

VOICE COIL

Voice coil diameter	Ø	40	mm
Minimum Impedance	Zmin	3.6	Ω
DC Resistance	Re	3.1	Ω
Voice Coil Inductance	Lbm	0.26	mH
Voice coil Length	h	11	mm
Former	-	Aluminium	-
Number of layers	n	2	-

MAGNET

Magnet dimensions	Ø x h	100 X 18	mm
Magnet weight	m	0.55	kg
Flux density	B	1	T
Force factor	BL	6.2	NA'
Height of magnetic gap	He	6	mm
Stray flux	Fmag	-	Am'
Linear excursion	Xmax	±2.5	mm

PARAMETERS

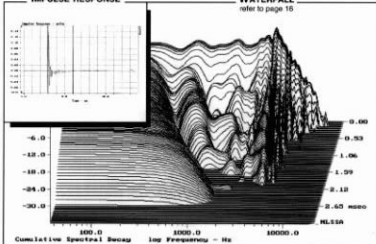
Suspension Compliance	Cms	0.57.10 ⁻⁵	mN ⁻¹
Mechanical Q Factor	Qms	2.61	-
Electrical Q Factor	Qes	0.51	-
Total Q Factor	Qts	0.43	-
Mechanical Resistance	Rms	2.35	kg s ⁻¹
Moving Mass	Mms	21.7.10 ⁻³	kg
Effective Piston Area	S	2.06.10 ⁻²	m ²
Volume Equivalent of Air at Cas	Vas	33.6.10 ⁻³	m ³
Mass of speaker	M	1.7	kg

APPLICATION PARAMETERS

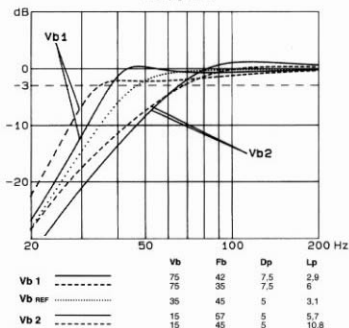
Vb	Box volume	dm ³
Fb	Tuning frequency	Hz
Dp	Port diameter	cm
Lp	Port length	cm

IMPULSE RESPONSE
WATERFALL

refer to page 15


SUGGESTED APPLICATIONS

refer to page 8 to 13



Please refer to method of measurement and measurement conditions pages 15 to 19.

Audax may, without prior notification modify the specifications on its products further to research and development requirements.