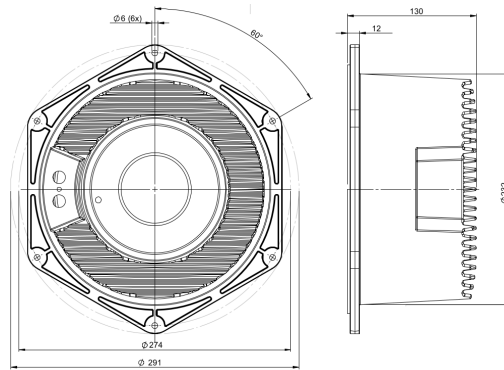


10NSM76

8Ω**LF Drivers - 10.0 Inches**

- 800 W continuous program power capacity
- 76 mm (3 in) aluminium voice coil
- 235 - 3500 Hz response
- 100 dB sensitivity
- Ideal for Direct Radiation and Horn Loaded Midrange application



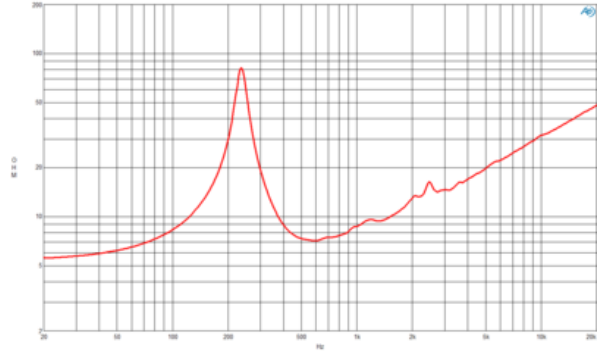
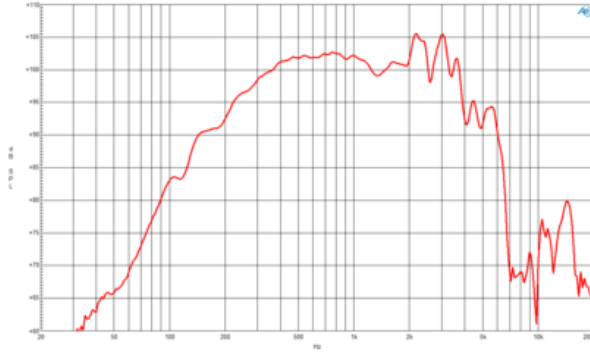
Description

For simplified cabinet assembly and efficient thermal transfer to the air, our NSM series of sealed back midranges feature a cast aluminum sealed chassis, high strength neodymium motor, and large internal volume for good low frequency performance. Large voice coils provide power handling, while careful selection of suspension and cone components results in exceptional sensitivity. These dedicated narrow-bandwidth midranges offer the lowest distortion at given output of any midrange available.

Available exclusively with 6.3+4.8 mm fast-on terminal tab

10NSM76

LF Drivers- 10.0 Inches



SPECIFICATIONS

Nominal Diameter	250 mm (10.0 in)
Nominal Impedance	8 Ω
Minimum Impedance	7.0 Ω
Nominal Power Handling ¹	400 W
Continuous Power Handling ²	800 W
Sensitivity ³	100.0 dB
Frequency Range	235 - 3500 Hz
Voice Coil Diameter	76 mm (3.0 in)
Winding Material	Aluminium
Former Material	Glass Fibre
Winding Depth	11.0 mm (0.45 in)
Magnetic Gap Depth	9.0 mm (0.35 in)
Flux Density	1.6 T

DESIGN

Surround Shape	Accordion
Cone Shape	Radial
Magnet Material	Neodymium Ring
Spider	Single
Pole Design	T-Pole
Woofer Cone Treatment	WP Waterproof Front Side

PARAMETERS⁴

Resonance Frequency	235 Hz
Re	5.2 Ω
Qes	0.55
Qms	8.6
Qts	0.52
Vas	2.0 dm ³ (0.07 ft ³)
Sd	320.0 cm ² (49.6 in ²)
η _o	4.5 %
Xmax	3.5 mm
Maximum Excursion	3.5 mm
Mms	33.0 g
Bl	21.5 Txm
Le	0.9 mH
EBP	427 Hz

MOUNTING AND SHIPPING INFO

Overall Diameter	291 mm (11.46 in)
Bolt Circle Diameter	274 mm (10.79 in)
Baffle Cutout Diameter	234.0 mm (9.21 in)
Depth	130 mm (5.12 in)
Flange and Gasket Thickness	12 mm (0.47 in)
Air Volume Occupied by Driver	5.0 dm ³ (0.18 ft ³)
Net Weight	3.75 kg (8.27 lb)
Shipping Units	1
Shipping Weight	4.65 kg (10.25 lb)
Shipping Box	360x360x200 mm (14.17x14.17x7.87 in)

SERVICE KIT

RCK010NSM768

1. 2 hours test made with continuous pink noise signal within the range Fs-10Fs. Power calculated on rated nominal impedance. Loudspeaker in free air.
2. Power on Continuous Program is defined as 3 dB greater than the Nominal rating.
3. Applied RMS Voltage is set to 2.83 V for 8 ohms Nominal Impedance.
4. Thiele-Small parameters are measured after a high level 20 Hz sine wave preconditioning test.