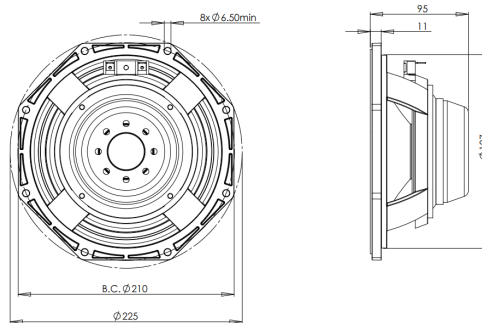


8MDN51

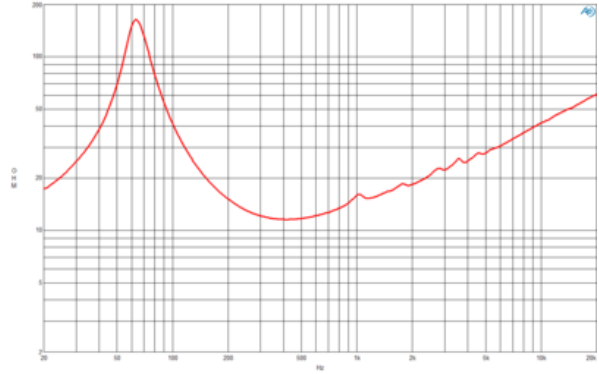
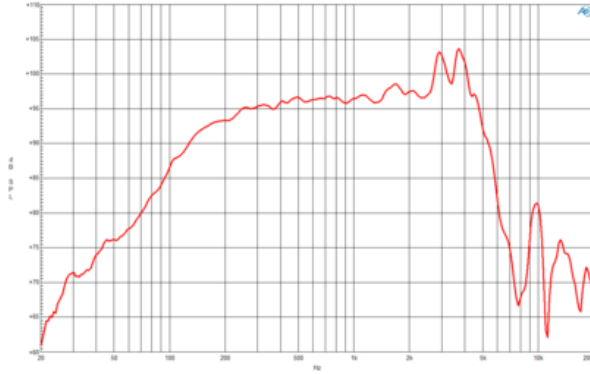
16Ω**LF Drivers - 8.0 Inches**

- 400 W continuous program power capacity
- 51 mm (2 in) aluminium voice coil
- 70 - 4000 Hz response
- 97 dB sensitivity
- Neodymium ring magnet assembly
- Ventilated voice coil gap for reduced power compression



8MDN51

LF Drivers- 8.0 Inches



SPECIFICATIONS

Nominal Diameter	200 mm (8.0 in)
Nominal Impedance	16 Ω
Minimum Impedance	11.6 Ω
Nominal Power Handling ¹	200 W
Continuous Power Handling ²	400 W
Sensitivity ³	97.0 dB
Frequency Range	70 - 4000 Hz
Voice Coil Diameter	51 mm (2.0 in)
Winding Material	Aluminium
Former Material	Kapton
Winding Depth	16.0 mm (0.65 in)
Magnetic Gap Depth	8.0 mm (0.31 in)
Flux Density	1.45 T

DESIGN

Surround Shape	Double Roll
Cone Shape	Exponential
Magnet Material	Neodymium Ring
Spider	Single
Pole Design	T-Pole
Woofer Cone Treatment	WP Waterproof Front Side

PARAMETERS⁴

Resonance Frequency	68 Hz
Re	10.0 Ω
Qes	0.29
Qms	5.2
Qts	0.27
Vas	17.5 dm ³ (0.62 ft ³)
Sd	220.0 cm ² (34.1 in ²)
η_0	1.5 %
Xmax	6.0 mm
Maximum Excursion	6.0 mm
Mms	22.0 g
Bl	17.8 Txm
Le	1.25 mH
EBP	234 Hz

MOUNTING AND SHIPPING INFO

Overall Diameter	225 mm (8.8 in)
Bolt Circle Diameter	210 mm (8.3 in)
Baffle Cutout Diameter	187.0 mm (7.4 in)
Depth	95 mm (3.74 in)
Flange and Gasket Thickness	11 mm (0.4 in)
Air Volume Occupied by Driver	1.1 dm ³ (0.04 ft ³)
Net Weight	2.55 kg (5.6 lb)
Shipping Units	1
Shipping Weight	3.0 kg (6.61 lb)
Shipping Box	255x255x150 mm (10.04x10.04x5.91 in)

SERVICE KIT

RCK008MDN5116

1. 2 hours test made with continuous pink noise signal within the range Fs-10Fs. Power calculated on rated nominal impedance. Loudspeaker in free air.
2. Power on Continuous Program is defined as 3 dB greater than the Nominal rating.
3. Applied RMS Voltage is set to 2.83 V for 8 ohms Nominal Impedance.
4. Thiele-Small parameters are measured after a high level 20 Hz sine wave preconditioning test.