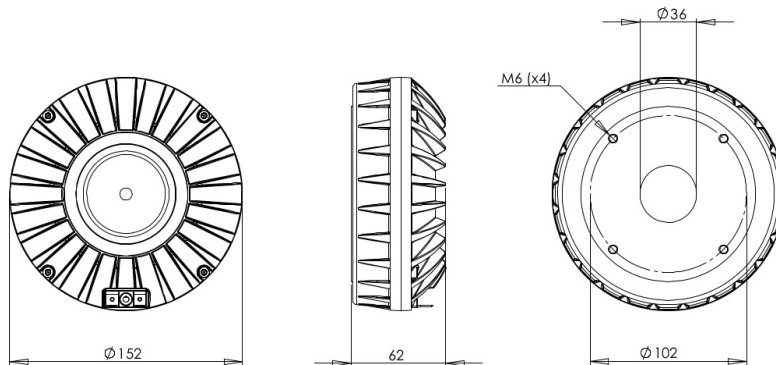


DCM414

16Ω**HF Drivers - 1.4 Inches**

- 220 W continuous program power capacity
- 1.4" horn throat diameter
- 300 - 6000 Hz response
- 113.7 dB sensitivity
- Neodymium magnet assembly

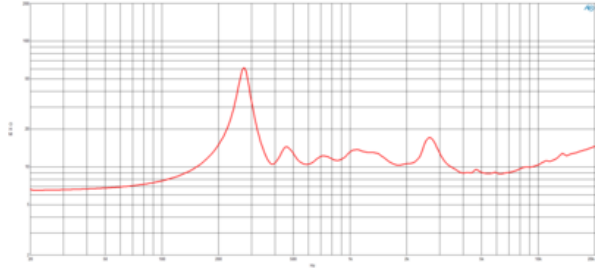
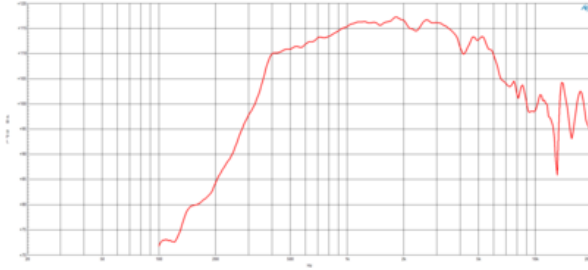
B&C engineers have been working for the last five years on a family of next generation high frequency devices. Compression drivers are the linchpin of a PA system: operating at wavelengths too small to readily couple with other drivers, they alone have to fight distance and atmospheric losses to deliver concert sound pressure levels to ever larger audiences.

Enter the DCM414 ring radiator midrange driver, designed from scratch to advance the state of the art. The DCM414's midrange diaphragm covers 300Hz - 6.0kHz with 113.7 dB sensitivity (16 Ohm version), and its 100mm voice coil handles 220 watts. All this energy arrives at a 1.4" throat, from the most compact package that can be designed today.

Brand new materials and thousands of hours of modelling and testing result in lower distortion at higher SPL than has ever been possible before. Consider the new DCM414 for your next design, and enjoy a new standard in fidelity, with the reliability and consistency you expect from B&C.

DCM414

HF Drivers- 1.4 Inches



SPECIFICATIONS¹

Throat Diameter	36 mm (1.4 in)
Nominal Impedance	16 Ω
Minimum Impedance	9.0 Ω
Nominal Power Handling ²	110 W
Continuous Power Handling ³	220 W
Sensitivity ⁴	113.7 dB
Frequency Range	0.3 - 6.0 kHz
Recommended Crossover ⁵	0.3 kHz
Voice Coil Diameter	100 mm (4.0 in)
Winding Material	Aluminium
Inductance	0.28 mH
Diaphragm Material	HT Polymer
Flux Density	1.9 T
Magnet Material	Neodymium Ring

MOUNTING AND SHIPPING INFO

Four M6 holes 90° on 102 mm (4 in) diameter	
Overall Diameter	152 mm (6.0 in)
Depth	62 mm (2.44 in)
Net Weight	2.3 kg (5.07 lb)
Shipping Units	1
Shipping Weight	2.5 kg (5.51 lb)
Shipping Box	170x170x140 mm (6.69x6.69x5.51 in)

REPLACEMENT DIAPHRAGM

MMDDCX464MF16

1. Driver mounted on B&C LAB exponential horn.
2. 2 hour test made with continuous pink noise signal within the range from the recommended crossover frequency to 20 kHz. Power calculated on rated minimum impedance.
3. Power on Continuous Program is defined as 3 dB greater than the Nominal rating.
4. Applied RMS voltage is set to 4 V for 16 ohms Nominal Impedance.
5. 12 dB/oct. or higher slope high-pass filter.