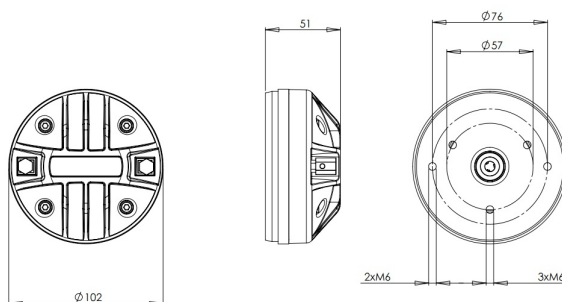


DE502

8Ω**HF Drivers - 1.0 Inches**

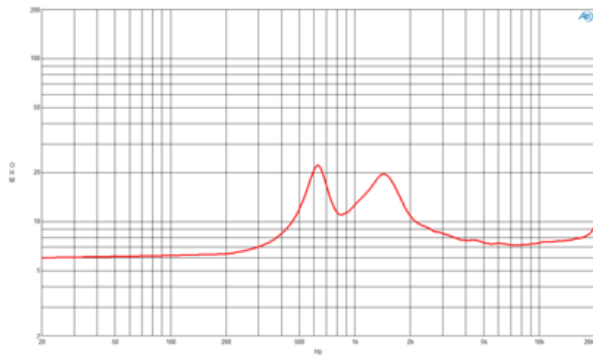
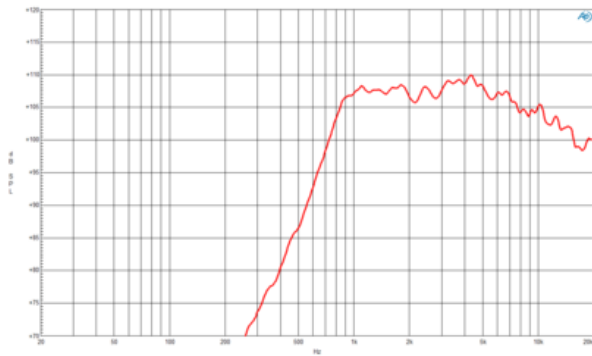
- 100 W continuous program power capacity
- 1" horn throat diameter
- 44 mm (1.7 in) aluminium voice coil
- Titanium diaphragm
- 1000 - 18000 Hz response
- 107 dB sensitivity
- Optimized Neodymium magnet assembly
- Shorting copper cap for extended HF response

Description

The DE502 replaces the well established DE500. The full titanium diaphragm used in the DE502 has been updated with new geometry to significantly lower distortion, while improving the stability and reliability of the driver. Most other specifications and the sonic signature are quite similar to the DE500.

DE502

HF Drivers- 1.0 Inches



SPECIFICATIONS¹

Throat Diameter	25 mm (1.0 in)
Nominal Impedance	8 Ω
Minimum Impedance	7.3 Ω
Nominal Power Handling ²	50 W
Continuous Power Handling ³	100 W
Sensitivity ⁴	107.0 dB
Frequency Range	1.0 - 18.0 kHz
Recommended Crossover ⁵	1.5 kHz
Voice Coil Diameter	44 mm (1.7 in)
Winding Material	Aluminium
Inductance	0.12 mH
Diaphragm Material	Titanium
Flux Density	1.9 T
Magnet Material	Neodymium Ring

MOUNTING AND SHIPPING INFO

Two M6 holes 180° on 76 mm (3 in) diameter	
Three M6 holes 120° on 57 mm (2.2 in) diameter	
Overall Diameter	102 mm (4.0 in)
Depth	51 mm (2.0 in)
Net Weight	1.4 kg (3.1 lb)
Shipping Units	8
Shipping Weight	11.85 kg (26.12 lb)
Shipping Box 235x235x165 mm (9.25x9.25x6.50 in)	

REPLACEMENT DIAPHRAGM

MMD5028

1. Driver mounted on B&C ME 45 horn.
2. 2 hour test made with continuous pink noise signal within the range from the recommended crossover frequency to 20 kHz. Power calculated on rated nominal impedance.
3. Power on Continuous Program is defined as 3 dB greater than the Nominal rating.
4. Applied RMS Voltage is set to 2.83 V for 8 ohms Nominal Impedance.
5. 12 dB/oct. or higher slope high-pass filter.