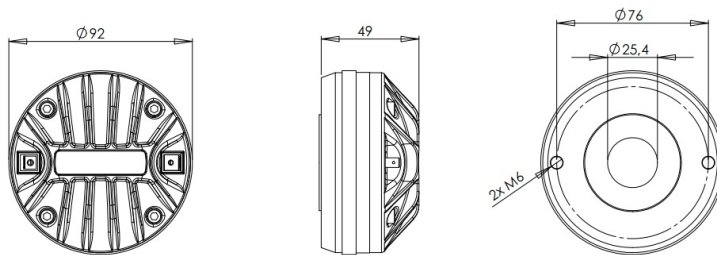


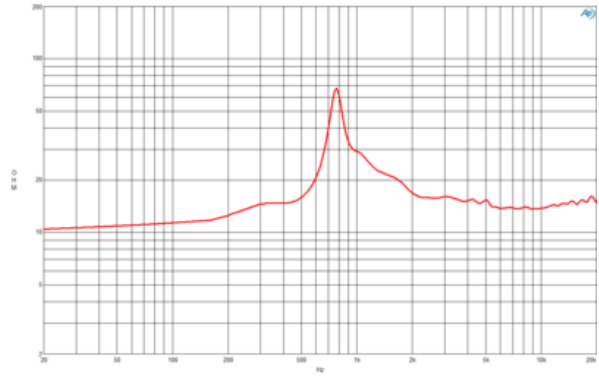
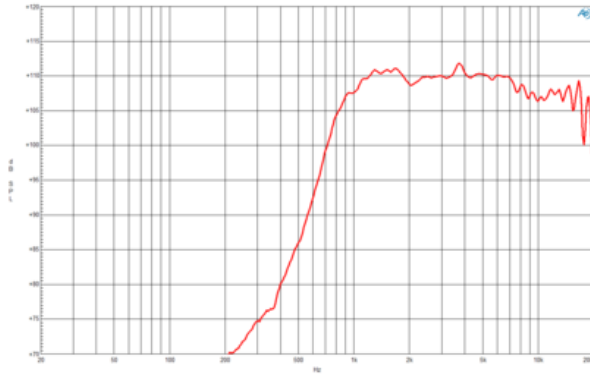
DE550

16Ω**HF Drivers - 1.0 Inches**

- 140 W continuous program power capacity
- 1" horn throat diameter
- 51 mm (2 in) aluminium voice coil
- HT Polymer diaphragm
- 1000 - 17000 Hz response
- 109 dB sensitivity

DE550

HF Drivers- 1.0 Inches



SPECIFICATIONS¹

Throat Diameter	25 mm (1.0 in)
Nominal Impedance	16 Ω
Minimum Impedance	13.3 Ω
Nominal Power Handling ²	70 W
Continuous Power Handling ³	140 W
Sensitivity ⁴	109.0 dB
Frequency Range	1.0 - 17.0 kHz
Recommended Crossover ⁵	1.2 kHz
Voice Coil Diameter	51 mm (2.0 in)
Winding Material	Aluminium
Inductance	0.14 mH
Diaphragm Material	HT Polymer
Flux Density	2.0 T
Magnet Material	Neodymium Ring

MOUNTING AND SHIPPING INFO

Two M6 holes 180° on 76 mm (3 in) diameter	
Overall Diameter	92 mm (3.62 in)
Depth	49 mm (1.93 in)
Net Weight	1.25 kg (2.76 lb)
Shipping Units	1
Shipping Weight	1.7 kg (3.75 lb)
Shipping Box	235x235x165 mm (9.25x9.25x6.50 in)

REPLACEMENT DIAPHRAGM

MMD55016

1. Driver mounted on B&C ME 45 horn.
2. 2 hour test made with continuous pink noise signal within the range from the recommended crossover frequency to 20 kHz. Power calculated on rated nominal impedance.
3. Power on Continuous Program is defined as 3 dB greater than the Nominal rating.
4. Applied RMS Voltage is set to 4 V for 16 ohms Nominal Impedance.
5. 12 dB/oct. or higher slope high-pass filter.