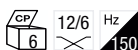
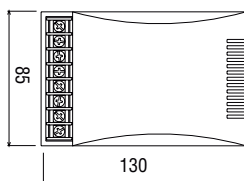


### CF 099

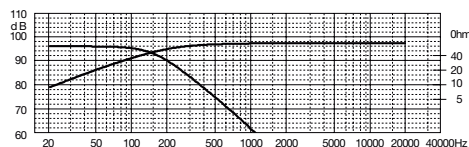
300 Watt max | 4 Ω | 130 x 85 x h38 mm



#### CROSSOVER

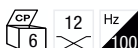
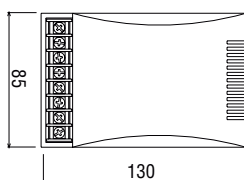
2 Vie per Sub Woofer  
2 Way for Sub Woofer

Potenza nominale	150 W
Impedenza nominale	4 Ω
Frequenza di taglio	150 Hz
Attenuazione	12/6 dB/oct
Altezza	38 mm
Fori di fissaggio	2 ∅ 4,2 / ∅ 73



### CF 100

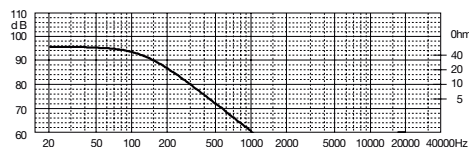
160 Watt max | 4 Ω | 130 x 85 x h38 mm



#### CROSSOVER

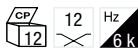

1 Via per Sub Woofer  
1 Way for Sub Woofer

Potenza nominale	80 W
Impedenza nominale	4 Ω
Frequenza di taglio	100 Hz
Attenuazione	12 dB/oct
Altezza	38 mm
Fori di fissaggio	2 ∅ 4,2 / ∅ 73



### CF 101

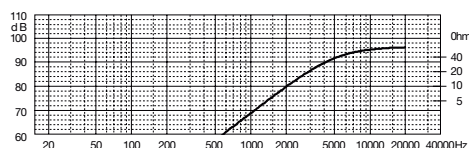
80 Watt max | 4 Ω | 61 x 23 x h20 mm



#### CROSSOVER


1 Via per tweeter CT 190, CT 142, CT 198  
High pass crossover for CT 190, CT 142, CT 198 tweeter

Potenza nominale	40 W
Impedenza nominale	4 Ω
Frequenza di taglio	6 kHz
Attenuazione	12 dB/oct
Altezza	20 mm
Fori di fissaggio	-



### CF 102

200 Watt max | 4 Ω | 78 x 36 x h14 mm



#### CROSSOVER

1 Via per tweeter CT 267  
High pass crossover for CT 267 tweeter

Potenza nominale	150 W
Impedenza nominale	4 Ω
Frequenza di taglio	8 kHz
Attenuazione	18 dB/oct
Altezza	14 mm
Fori di fissaggio	-

