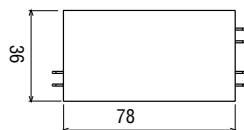


CF 221

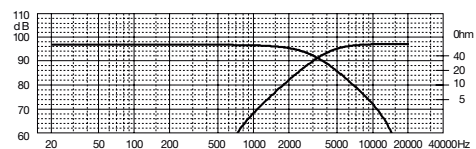
100 Watt max | 4 Ω | 78 x 36 x h23 mm



CROSSOVER

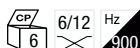
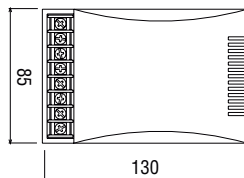
2 Vie
2 Way

Potenza nominale	50 W
Impedenza nominale	4 Ω
Frequenza di taglio	3 kHz
Attenuazione	12/12 dB/oct
Altezza	23 mm
Fori di fissaggio	-



CF 224

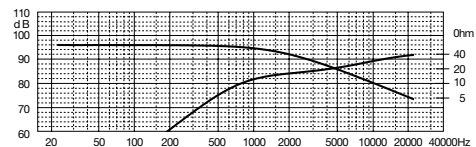
200 Watt max | 4/8 Ω | 130 x 85 x h38 mm



CROSSOVER

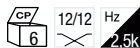
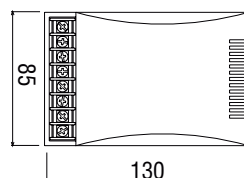
2 Vie per kit Chorus
2 Way for kit Chorus

Potenza nominale	100 W
Impedenza nominale	4/8 Ω
Frequenza di taglio	900 Hz
Attenuazione	6/12 dB/oct
Altezza	38 mm
Fori di fissaggio	2 ∅4,2 / ∅73



CF 230

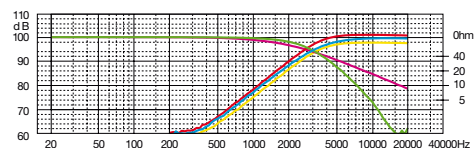
160 Watt max | 4 Ω | 130 x 85 x h38 mm



CROSSOVER

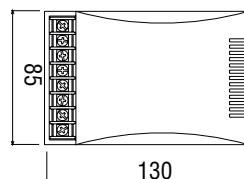
2 Vie Attenuazione Tweeter (0;-1,5;-3 dB) Taglio Woofer (6;12 dB/oct)
2 Way Tweeter attenuation (0;-1,5;-3 dB) Slope Woofer (6;12 dB/oct)

Potenza nominale	75 W
Impedenza nominale	4 Ω
Frequenza di taglio	2,5 kHz
Attenuazione	6-12/12 dB/oct
Altezza	38 mm
Fori di fissaggio	2 ∅4,2 / ∅73



CF 231

200 Watt max | 4 Ω | 130 x 85 x h38 mm



CROSSOVER

2 Vie Attenuazione Tweeter (0;-1,5;-3 dB) Taglio Woofer (6;12 dB/oct)
2 Way Tweeter attenuation (0;-1,5;-3 dB) Slope Woofer (6;12 dB/oct)

Potenza nominale	100 W
Impedenza nominale	4 Ω
Frequenza di taglio	5 kHz
Attenuazione	6-12/12 dB/oct
Altezza	38 mm
Fori di fissaggio	2 ∅4,2 / ∅73

