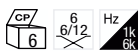
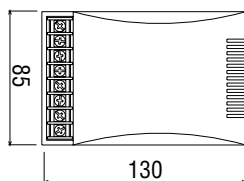


CF 300

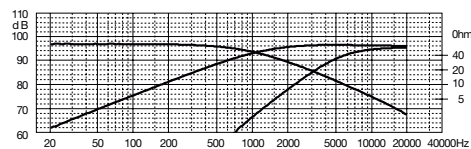
100 Watt max | 4 Ω | 130 x 85 x h38 mm



CROSSOVER

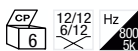
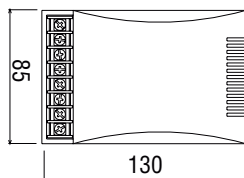
3 Vie
3 Way

Potenza nominale	60 W
Impedenza nominale	4 Ω
Frequenza di taglio	1/6 kHz
Attenuazione	6/6-12 dB/oct
Altezza	38 mm
Fori di fissaggio	2 ∅4,2 / ∅73



CF 301

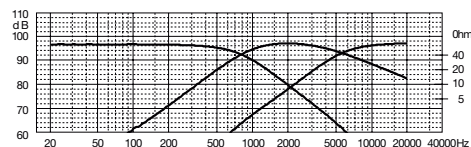
150 Watt max | 4 Ω | 130 x 85 x h38 mm



CROSSOVER

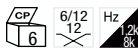
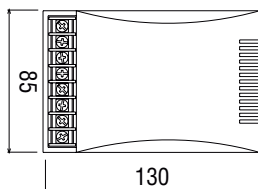
3 Vie
3 Way

Potenza nominale	100 W
Impedenza nominale	4 Ω
Frequenza di taglio	0,8/5 Hz
Attenuazione	12/12-6/12 dB/oct
Altezza	38 mm
Fori di fissaggio	2 ∅4,2 / ∅73



CF 302

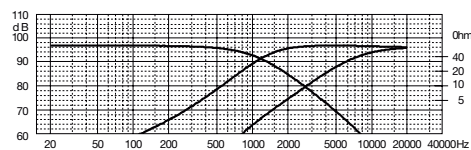
120 Watt max | 4 Ω | 130 x 85 x h38 mm



CROSSOVER

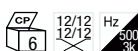
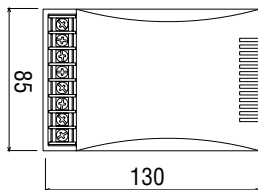
3 Vie
3 Way

Potenza nominale	80 W
Impedenza nominale	4 Ω
Frequenza di taglio	1,2/8 kHz
Attenuazione	6/12-12 dB/oct
Altezza	38 mm
Fori di fissaggio	2 ∅4,2 / ∅73



CF 311

160 Watt max | 4 Ω | 130 x 85 x h38 mm



CROSSOVER

3 Vie
3 Way

Potenza nominale	80 W
Impedenza nominale	4 Ω
Frequenza di taglio	0,5/3 kHz
Attenuazione	12/12-12/12 dB/oct
Altezza	38 mm
Fori di fissaggio	2 ∅4,2 / ∅73

