

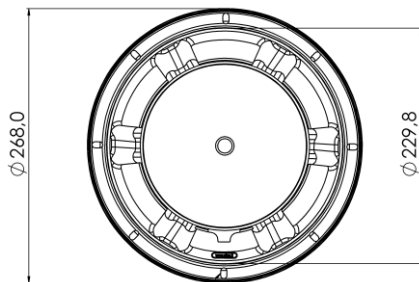
## 10 S 3 CP 4Ω

10" | 900 W

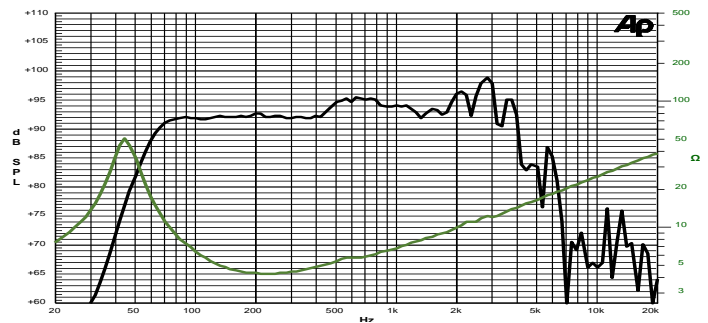
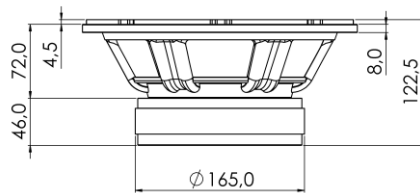
Code Z006018

Subwoofer

- SNDW** 3" Sandwich voice coil Fiberglass former and Aluminium Winding
- PS** Konex Spider with Progressive Waves
- DAR** Cloth surround with Double Asymmetric Rolls Technology (DAR)
- AWpT** Autoclave Waterproof Cone Treatment
- HeF** High Excursion Ferrite Magnet Circuit
- Ventilated Voice Coil to reduce Power Compression
- 94.8 dB sensitivity
- Frequency Range 40-2000 Hz



8 holes 6x9  
on  $\varnothing 247$  mm



Frequency Response on 35 Lt @ 60 Hz Vented Box @ 1W, 1m  
Free Air Impedance

### General Specifications

Nominal Diameter	269 mm (10")
Nominal Impedance	4 $\Omega$
Rated Power AES <sup>(1)</sup>	450 W
Continuous Program Power <sup>(2)</sup>	900 W
Sensitivity @ 1W/1m <sup>(3)</sup>	94.8 dB
Voice Coil Diameter	75 mm (3")
Voice Coil Winding Depth	19 mm
Magnetic Gap Depth	10 mm
Flux Density	0.81 T
Magnet Weight	1790 g
Net Weight	6.5 kg

### Thiele & Small Parameters<sup>(4)</sup>

$R_e$	3.1 $\Omega$	$F_s$	44.0 Hz
$Q_{ms}$	4.55	$Q_{es}$	0.30
$Q_{ts}$	0.28	$M_{ms}$	43.5 g
$C_{ms}$	301 $\mu\text{m/N}$	$B_{xl}$	11.16 Tm
$V_{as}$	51.3 l	$S_d$	346.4 $\text{cm}^2$
$X_{max}^{(5)}$	+/-7.0 mm	$X_{var}^{(6)}$	+/-8.5 mm
$\eta_0$	1.41 %	$L_e$ (1kHz)	0.65 mH

### Constructive Characteristics

Magnet	Ferrite
Basket Material	Aluminium Die-Cast
Voice Coil Winding Material	Aluminium
Voice Coil Former Material	Fiberglass
Cone Material	Paper
Cone Treatment	Humidity Resistant Pulp
Surround Material	Treated Cloth
Dust Dome Material	Solid Paper

### Mounting Information

Overall Diameter	268 mm
Baffle Cutout Diameter	232 mm
Mounting Holes	8 holes 6x9 on $\varnothing 247$ mm
Total Depth	122.5 mm

(1) Rated Power measured with 2-hour test with pink noise signal, 6dB crest factor, loudspeaker in free air, power calculated on rated Zmin. (2) Power on Continuous Program is defined as 3dB greater than the Rated Power. (3) Calculated by Thiele & Small parameters, for SPL average in box refer to frequency response. (4) Thiele & Small parameters measured with laser system after preconditioning test. (5) Measured with respect to a THD of 10%. (6) Value corresponding to a decay of the Force Factor, or Compliance, or both, equal to the 50% of the small signal value. (7) Drawing dimensions: mm.