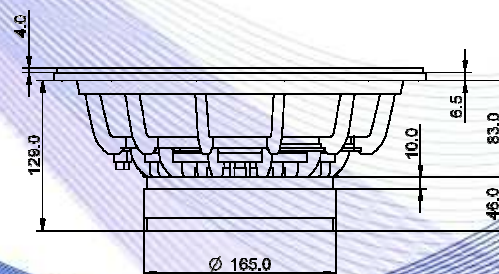
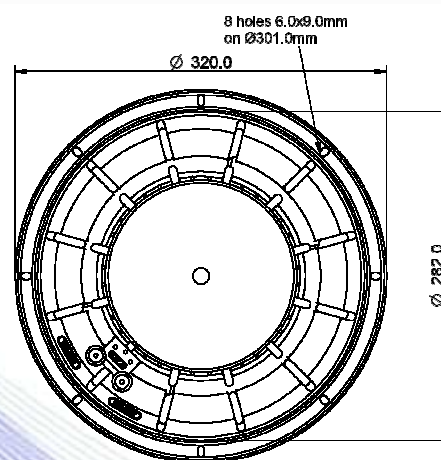


- 3" sandwich voice coil fiberglass former
- Konex spider with DCS technology
- Cloth surround with DAR technology
- Autoclave waterproof cone treatment
- Ventilated voice coil to reduce power compression
- High excursion ferrite magnet circuit
- 94.7 dB sensitivity

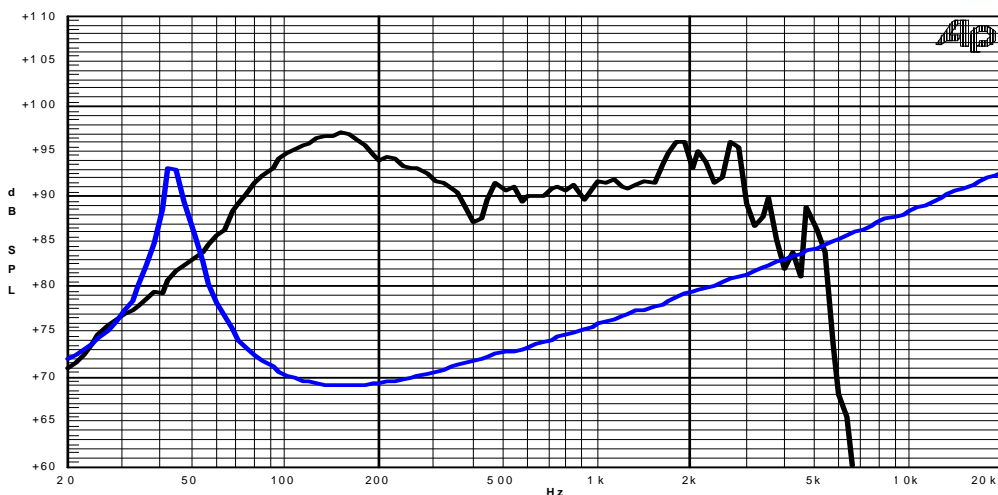
Specifications	
Nominal Diameter	320mm (12")
Nominal Impedance	8Ω
Rated Power AES ⁽¹⁾	350W
Continuous Program Power ⁽²⁾	700W
Sensitivity @ 1W/1m ⁽³⁾	94.7dB
Voice Coil Diameter	75mm (3")
Voice Coil Winding Depth	24mm
Magnetic Gap Depth	10mm
Flux Density	0.96T
Magnet Weight	1790g
Net Weight	6.9kg

Thiele & Small Parameters ⁽⁴⁾			
Re	5.20Ω	Fs	44.0Hz
Qms	5.08	Qes	0.49
Qts	0.44	Mms	76.8g
Cms	169μm/N	Bxl	15.10Tm
Vas	67.5l	Sd	530.9cm ²
X max ⁽⁵⁾	+/-7.0mm	X var ⁽⁶⁾	+/-8.0mm
η ₀	1.15%	Le (1kHz)	1.40mH

Costructive Characteristics	
Magnet	: Ferrite
Basket Material	: Aluminium Die-Cast
Voice Coil Winding Material	: Copper
Voice Coil Former Material	: Fiberglass
Cone Material	: Paper
Cone Treatment	: Humidity Resistant Pulp
Surround Material	: Treated Cloth
Dust Dome Material	: Solid Paper



Frequency Response on IEC Baffle (DIN 45575) @ 1W,1m – Free Air Impedance



- Note:
- 1 : Rated Power measured with 2 hours test with pink noise signal, 6dB crest factor, loudspeaker mounted on enclosure
 - 2: Power on Continuous Program is defined as 3 dB greater than the Rated Power
 - 3: Calculated by Thiele & Small parameters
 - 4: Thiele & Small parameters measured with laser system without preconditioning test
 - 5: Measured with respect to a THD of 10% using a parameter-based method
 - 6: Value corresponding to a decay of the Force Factor, or Compliance, or both, equal to the 50% of the small signal value.
 - 7: Drawing dimensions: mm
 - 8: The notch around 400Hz on the frequency response is typical of the measurement on IEC baffle